









TABLE OF CONTENTS	Sheet color	Sheet type	Description
Analysis			
Ratio Analysis		Analysis, output	Comparison analysis of selec
Qualitative metrics		Analysis, output	Comparison analysis of selec
Data			
JC Penney		Input, data	Financial data on JC Penney
Kohl's		Input, data	Financial data on Kohl's extra
Macy's		Input, data	Financial data on Macy's extr
Nordstrom		Input, data	Financial data on Nordstrom
Cash Flow		Input, data	Financial data related to cash
Other			
Morningstar Comp. Benchmark		Data	Competitor benchmarking pe

sted ratios
sted non-financial metrics

extracted from FactSet
acted from FactSet
acted from FactSet
extracted from FactSet
ratios on JC Penney, Kohl's, Macy's, and Nordstrom extracted from FactSet

rformed by Morningstar